


Braindump2go New Updated Exam 70-497 Questions Are the Same With The Microsoft 70-497 Actual Test (51-60)

MICROSOFT NEWS: 70-497 Exam Questions has been Updated Today! Get Latest 70-497 VCE and 70-497 PDF Instantly! Welcome to Download the Newest Braindump2go 70-497 VCE&70-497 PDF Dumps: <http://www.braindump2go.com/70-497.html> (106 Q&As) Braindump2go Updates Microsoft 70-497 Exam Dumps Questions, adds some new changed questions from Microsoft Official Exam Center. Want to know 2015 70-497 Exam test points? Download the following free Braindump2go Latest Exam Questions Today! Exam Code: 70-497 Exam Name: Software Testing with Visual Studio 2012 Certification Provider: Microsoft Corresponding Certifications: MCSD, MCSD: Application Lifecycle Management [70-497 Dumps](#), [70-497 Exam Questions](#), [70-497 VCE](#), [70-497 PDF](#), [70-497 Book](#), [70-497 Study Material](#), [70-497 Free Dumps](#), [70-497 Dumps PDF](#), [70-497 Certification](#), [70-497 Software Testing with Visual Studio 2012](#), [70-497 Exam Dumps](#), [70-497 Exam Prep](#), [70-497 Braindump](#), [70-497 Practice Test](#), [70-497 Practice Exam](#)



Questions and Answers : 106 Q&As
Updated: Nov 2, 2015
~~\$129.99~~ **\$99.99**
[PDF DEMO](#)
[CHECK OUT](#)

Product Description Exam Number/Code: 70-497

Exam Number/Code: 70-497

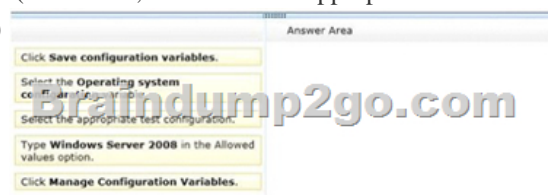
"Microsoft Software Testing with Visual Studio 2012", also known as 70-497 exam, is a Microsoft Certification. With the complete collection of questions and answers, Braindump2go has assembled to take you through 106 Q&As to your 70-497 Exam preparation. In the 70-497 exam resources, you will cover every field and category in Microsoft MCTS helping to ready you for your successful Microsoft Certification.

Free Demo Download

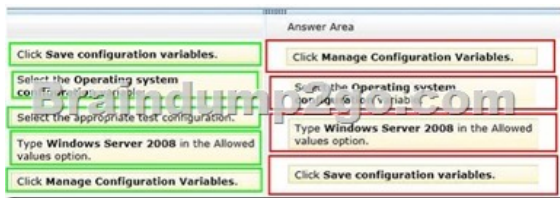
Braindump2go offers free demo for 70-497 exam (Microsoft Software Testing with Visual Studio 2012). You can check out the interface, question quality and usability of our practice exams before you decide to buy it.

☒ **Printable PDF** ☒ **Premium VCE + VCE Simulator**

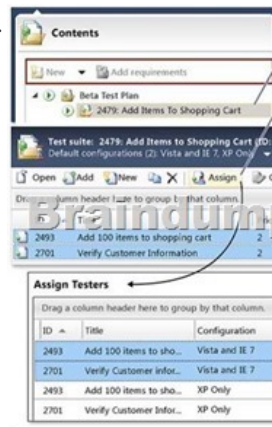
QUESTION 51 You are using Microsoft Test Manager (MTM). You have test cases that use a shared steps work item. You plan to replace the shared steps work item with a new implementation. You need to find the test cases that are using that shared steps work item. What are two possible features you could use to achieve this goal? (Choose two. Each answer choice provides a complete solution.) A. A Direct Links query B. Shared Steps Manager C. The TCM.exe utility D. The WitAdmin.exe utility Answer: AB Explanation: A: Link Type: Predecessor-Successor (Dependency topology)- Track tasks that must be completed before others can be started. When you plan work using Project, linked tasks are represented as predecessor-successor links in TFS.- Support one-to-many relationships.- Find and view predecessor work items and their successor work items in a two-tiered, direct links query view. B: Q: Can I find all my shared steps, and all the test cases where they are used? A: Yes. Open Microsoft Test Manager and look under Organize, Shared Steps Manager. Incorrect: not C: the TCM.exe command-line application. This command-line isn't intended to be an alternative for everything you can do in Microsoft Test Manager (MTM) but rather to fill some gaps and enable some of the less common scenarios that still may be important for some testers. Not D: You can change how you track your team's progress by creating and customizing objects that track work items. By using the witadmin command-line tool, you can create, delete, import, and export objects such as categories, global lists, global workflow, types of links, and types of work items. You can also permanently delete types of work item types, and you can delete, list, or change the attributes of fields in work item. QUESTION 52 Drag and Drop Question You are using Microsoft Test Manager (MTM). Your company would like to support the Windows Server 2008 operating system for the application being tested. You need to add Windows Server 2008 as a new value to the operating system configuration variable. What should you do? (To answer, move the four appropriate actions from the list of actions to the answer area and arrange them in the correct order.)



Answer:



QUESTION 53 You are using Microsoft Test Manager (MTM). You need to assign test cases to testers so they will be able to find the tests they need to run. What should you do? A. Click Assign to designate the tester for each test case, then click Filter when you run the test. B. In the Assigned to field for each test case, select the tester, then click Filter when you run the test. C. For each test case, select the tester in the Assigned to field and use a work item query to filter on assigned test cases. D. Create a test plan for each tester. Answer: A Explanation: Assign to Tester If we have many test cases and many testers, it can be effective for the test manager to assign test cases to the designated tester. By default, tests are assigned to be run by the user that is assigned to the test case. Use the following procedure and illustration to assign each pairing of a test with a configuration if you want a tester who is not assigned to the test case to run this particular pairing. This does not change the user who is assigned to the test case.



QUESTION 54 You plan to roll out Microsoft Test Manager (MTM). Phase 1 testing will include manual testing only. In Phase 2, you will introduce automated test suites to complement manual testing. You plan to use diagnostic data adapters for each phase. You need to provide the correct diagnostic data adapters. Which data diagnostic adapter is only applicable to manual testing and would accomplish this goal? A. Code coverage B. Actions C. Video Recording D. Event Log E. Test impact Answer: B Explanation: Actions can only be run as Manual tests on the local machine, not Automated tests. Note: Action Log: The action log collects a text description of each UI action that is performed during a test. The action logs are saved with the test results for the test. You can view the action log to see what actions were taken.

QUESTION 55 You run a manual test on an application by using Microsoft Test Manager (MTM). You have the following testing requirements:- Collect the diagnostic data from the local machine, and - Collect the diagnostic data from a remote SQL Server. You need to identify the components required to configure the test environment to comply with these requirements. Which two components should you choose? (Each correct answer presents part of the solution. Choose two.) A. Configuration variables B. Data collectors C. Local and remote roles D. Build controller Answer: BC

QUESTION 56 You are using Microsoft Test Manager (MTM) to manually test for an ASP.NET website. You have previously created a test plan named QA Release 1.0 that contains 115 test cases, and you are now planning the testing for Release 2.0. The QA Release 2.0 test plan must meet the following requirements:- All the test cases in QA Release 1.0 should be available in QA Release 2.0. - Testers should be able to change, add, or remove test cases from either the QA Release 1.0 test plan or the QA Release 2.0 test plan as required, without affecting the other test plan. - Shared steps and test configuration from the QA Release 1.0 test plan need to be reflected in QA Release 2.0 test plan. You need to facilitate simultaneous testing of the website by creating the QA Release 2.0 test plan according to the stated requirements. What should you do? A. Copy the root test suite from the QA Release 1.0 test plan into the QA Release 2.0 test plan. B. Clone the root test suite from the QA Release 1.0 test plan into the QA Release 2.0 test plan. C. Copy all the test cases from the QA Release 1.0 test plan into the QA Release 2.0 test plan by using the Create copy option in Test Case Manager. D. Export all the test cases from the QA Release 1.0 test plan into Excel, then import them into the QA Release 2.0 test plan. Answer: B Explanation: Cloning test suites by using tcm.exe (copy by value or deep copy) creates new test cases in the destination test plan. These new test cases are copies of the test cases in your source test plan. After the copy, you can edit the test cases in either plan without affecting the other. Cloning test suites is useful when you want to work on two differing releases

simultaneously. The source and target suites must be in the same team project collection. Reference: Copying and Cloning Test Suites and Test Cases

QUESTION 57 You are a test developer using Microsoft Test Manager (MTM). You have copied a test case that has five parameters. You need to change the parameter names in the new test case and keep the parameter values intact. What should you do?

A. For each parameter, click Rename parameter in the Parameter Values pane.
B. Replace the existing parameters with new, renamed parameters.
C. Edit each test step and rename the parameters.
D. Copy and paste the data values from the old parameters into new parameters.

Answer: A
Explanation: To rename a parameter, choose the parameter in one of the rows in Parameter Values and then choose Rename parameter. The Rename parameter dialog box is displayed. You can then change the name of your parameter throughout your shared steps.

Reference: How to: Add Parameters to Shared Steps

QUESTION 58 You are a test developer using Microsoft Test Manager (MTM). A test case that you maintain needs to be modified to test for a series of values returned after a price calculation. You add a test step to test for these data values. You need to add a parameter to the test case that represents the expected results. What are two possible ways to achieve this goal? (Each correct answer presents a complete solution. Choose two.)

A. Click in the test step Action column, then click Insert parameter and type the parameter name.
B. Enter the parameter name into the Parameter Values field and press Enter.
C. Click in the test step Expected Result column and type the parameter name preceded by the @ symbol.
D. Click in the test step Expected Result column, then click Insert parameter and type the parameter name.
E. Click in the test step Expected Result column and type the parameter name.

Answer: C
Explanation: To insert or delete parameters and add the value for a parameter- Open Microsoft Test Manager.- From the Testing Center, choose Organize and then choose Shared Steps Manager. The Shared Steps Manager pane is displayed.- To add parameters to your shared steps, select the shared steps from the list.- To open the shared steps, choose Open.- Choose where you want to insert your parameter in either Action or Expected Result. Then choose Insert parameter. The Insert Parameter dialog box is displayed.- Type the name of your parameter and then choose Insert parameter. The parameter is displayed in the step preceded by @.- Choose Enter.

Reference: How to: Add Parameters to Shared Steps

QUESTION 59 You plan to conduct a test for a multi-tier ASP.NET website using Microsoft Test Manager (MTM). You have created a test plan named QA Release 1.0. You also have created a test setting for the QA Release 1.0 test plan with the Database, Web Client, and Web Server roles. The QA Release 1.0 test plan must specify that test runs:- Collect specific diagnostic trace information to help analyze bugs that are difficult to reproduce, and - Collect information about which methods of your applications code were used when a test case was run. You need to configure the QA Release 1.0 test plan to meet these requirements. What should you do?

A. Enable and configure the IntelliTrace, ASP.NET Client Proxy for IntelliTrace and Test Impact, and Test impact diagnostic data adapter settings.
B. Enable and configure the IntelliTrace, ASP.NET profiler, and Event log diagnostic data adapter settings.
C. Enable and configure the IntelliTrace, ASP.NET Client Proxy for IntelliTrace and Test Impact, and ASP.NET profiler diagnostic data adapter settings.
D. Enable and configure the ASP.NET profiler, Code coverage, and IntelliTrace diagnostic data adapter settings.

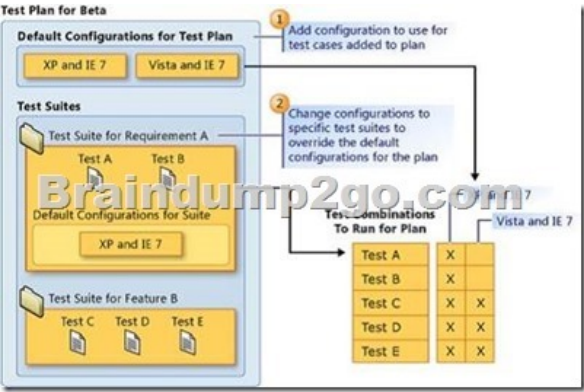
Answer: A
Explanation: Test Settings: Data and Diagnostics- (needed) IntelliTrace : You can configure the diagnostic data adapter for IntelliTrace to collect specific diagnostic trace information to help isolate bugs that are difficult to reproduce- (needed for Web Client ? Web Server traffic) ASP.NET Client Proxy for IntelliTrace and Test Impact: This proxy allows you to collect information about the http calls from a client to a Web server for the IntelliTrace and Test Impact diagnostic data adapters.- (needed) Test impact : You can collect information about which methods of your applications code were used when a test case was running. This information can be used together with changes to the application code made by developers to determine which tests were impacted by those development changes.

Reference: Specifying Test Settings for Visual Studio Tests

QUESTION 60 You are managing test cases by using Microsoft Test Manager (MTM). You plan to test a part of your product on a specific configuration you create. You need to ensure that new test cases in a specific test suite default to use this configuration without impacting other test suites. What should you do?


A. Create a new test plan for testing with the specific configuration.
B. Select all test cases in the test suite and select the specific configuration.
C. Select the specific configuration as the default configuration for the test plan.
D. Select the specific configuration as the default configuration for the test suite.

Answer: D
Explanation: At any time when you are planning what to test, you can add test configurations and set them as the default configurations for your test plan. When you next add test cases to the test plan, a pairing of each default configuration with the test case is added to the test plan. When you run the tests from the test plan, these pairings called test points are shown and each can be run individually. Test results are saved for each test point. You can also override the default test configurations for the plan and set different default configurations for a specific test suite. When test cases are added to these test suites, a pairing of each default configuration for the test suite with the test case is added to the test plan as shown in the following illustration.



Reference: How to: Select Different Test Configurations For a Test Plan or a Test Suite Braindump2go New Released 70-497
Dump PDF Free Download, 106 Questions in all, Passing Your Exam 100% Easily!

Microsoft Software Testing with Visual Studio



Product Description Exam Number/Code
Exam Number/Code: 70-497

"Microsoft Software Testing with Visual Studio 2012", all Certification. With the complete collection of questions assembled to take you through 106 Q&As to your 70-497 resources, you will cover every field and category in Microsoft your successful Microsoft Certification.

Questions and Answers : 106 Q&As
Updated: Nov 2, 2015
~~\$129.99~~ **\$99.99**
[PDF DEMO](#)
[CHECK OUT](#)

Free Demo Download

Braindump2go offers free demo for 70-497 exam (Microsoft 2012). You can check out the interface, question quality before you decide to buy it.

☒ **Printable PDF** ☒ **Premium VCE + VCE Simulator**

FREE DOWNLOAD: NEW UPDATED 70-497 PDF Dumps & 70-497 VCE Dumps from Braindump2go:
<http://www.braindump2go.com/70-497.html> (106 Q&A)